




Channel Islands
Social Services

How to Bookmark myMITC and Save Shortcut to Homescreen

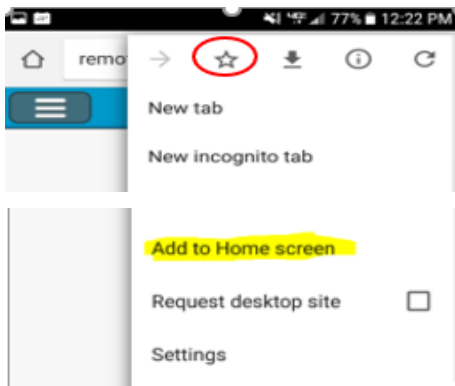
Android

1. Go to your agency's MyMITC page:
<https://ciss.mitc.cloud> (Do not put www.!)
2. Click on the action item (vertical ellipses)




3. Click the "Add to Home Screen" option.
Test it! There should now be an icon called myMITC Mobile on your device. When you click it, the correct website should open to the Log On page.
- If you want to also save it as a bookmark in your browser click the Star icon when following steps 1-2 above.

View menu options below:



As seen on your Homepage



Apple / iPhone

You must use the default Safari browser

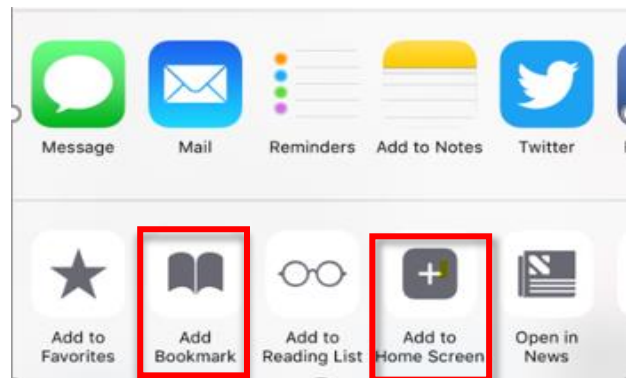
1. Go to your agency's MyMITC page
<https://ciss.mitc.cloud> (Do not put www.!)
2. Click on the share button highlighted below



3. Click the "Add to Home Screen" option. You may also wish to "Add to Favorites"

Test it! There should now be an icon called myMITC Home on your device. When you click it, the correct website should open to the Log On page.

Tip - If you have a lot of icons on your main screen you may need to swipe to find it on another screen. When you click it, the correct website should open to log in. We recommend moving it to your main screen.



As seen on your Homepage

